

















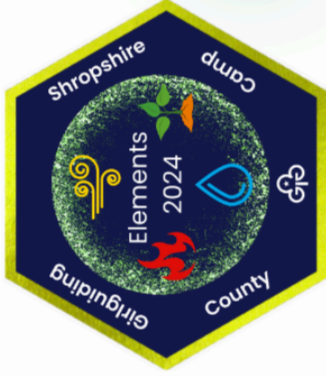
 <p>Earth Sub Camp</p>	 <p>Cafe</p>	 <p>The Hub</p>	 <p>Disco Duck</p>	 <p>Shop</p>	 <p>Fire Assembly</p>	 <p>Air Sub Camp</p>				
 <p>Water Activities</p>	 <p>Security</p>	 <p>Safety Duck</p>	 <p>Water Point</p>	 <p>Activities</p>	 <p>Water Sub Camp</p>	 <p>Arts &amp; Crafts</p>				
<h2>Elements Campopoly!</h2> <p><b>Community Chest</b></p> <ul style="list-style-type: none"> <li>• Tie a Friendship Knot in a friend's necker</li> <li>• Find out an interesting fact about 3 people you've not met before</li> <li>• Make a friendship bracelet and give it to someone</li> <li>• Pick up a piece of litter and dispose of it properly</li> <li>• Do a good turn for a leader</li> </ul> <p><b>Take a Chance</b></p> <ul style="list-style-type: none"> <li>• Find someone who has visited a World Centre - which one and when?</li> <li>• Find an animal shaped cloud</li> <li>• Identify a constellation - maybe Orion or the Big Dipper?</li> <li>• Take two minutes to close your eyes and listen out for 5 nature sounds</li> <li>• How many words can you make from "Girguiding Shropshire"?</li> </ul> 						<p>Promise</p> 	<p>Wellness Zone</p> 	<p>Shower Duck</p> 	<p>Traditions Zone</p> 	<p>Welcome to our Elements Campopoly Challenge! Complete as many activities as you can &amp; earn a badge! As you complete the challenges, get your board stamped or ticked off by your leader. Have fun &amp; good luck!</p> <ul style="list-style-type: none"> <li>• Cafe - complete at least 20 skips, hula hoops or football keepie uppies</li> <li>• The Hub - design &amp; write yourself a postcard to remind you of something great about Girguiding</li> <li>• Shop - play guess the name of the camp teddy with your unit</li> <li>• Fire Assembly - find your meeting place assembly point</li> <li>• Arts &amp; Crafts - Make a small rainbow using natural materials</li> <li>• Traditions Zone - Learn to tie a reef knot</li> <li>• Wellness Zone - go on a mindful walk or take part in a guided meditation</li> <li>• Promise - Make or renew your promise</li> <li>• Disco - Practice your best dance moves ready to show off at a unit disco party!</li> <li>• First Aid - use your necker to make a sling!</li> <li>• Catering - Make &amp; share some food with your unit</li> <li>• Campfire - Learn &amp; sing a new campfire song together</li> <li>• Activities - Try a new activity</li> <li>• Water Point - take a turn at washing up!</li> <li>• Security - talk to your leader about how to stay safe at your meeting place</li> <li>• Water Activities - take part in an Aqua Box Activity</li> <li>• Sub Camp - Keep your bedroom tidy! Make some decorations for your room based on the Elements themes of Fire, Air, Water or Earth</li> </ul>



# Elements Campopoly Challenge



Fancy having a go at our Elements Campopoly Challenge with your unit? It's really easy to join in and play along at home or in the meeting place.

Find the game board on the Girlguiding Shropshire website <https://girlguidingshropshire.org.uk/leaders-resources/>

- Print a copy of the game board for each member of the unit
- All the areas & activities on the board are part of the Elements campsite layout & programme. The aim of the challenge is to visit all the places on the virtual campsite & take part in the activities
- You can physically make the 'Take a chance' & 'Community chest' cards if you want to be more interactive and add your own ideas
- Explain the camp game & terminology to the players before you start e.g. what is a subcamp
- Maybe your unit could organise a 'name the teddy' competition with your unit to raise some funds
- Be creative with the duck theme and decorate your own unit duck or come up with other ideas e.g. make your own Elements themed 'hook a duck' game with points for fishing out each different duck

We hope you enjoy completing the board! To gain the challenge badge ... Rainbows do 5 main challenges and 1 each of Community chest & Take a chance, Brownies 8 and 2, Guides 10 and 3 and everyone else 12 and 4.

Badges can be ordered from [badges@girlguidingshropshire.org.uk](mailto:badges@girlguidingshropshire.org.uk) for £1 each plus p&p.

Have fun!